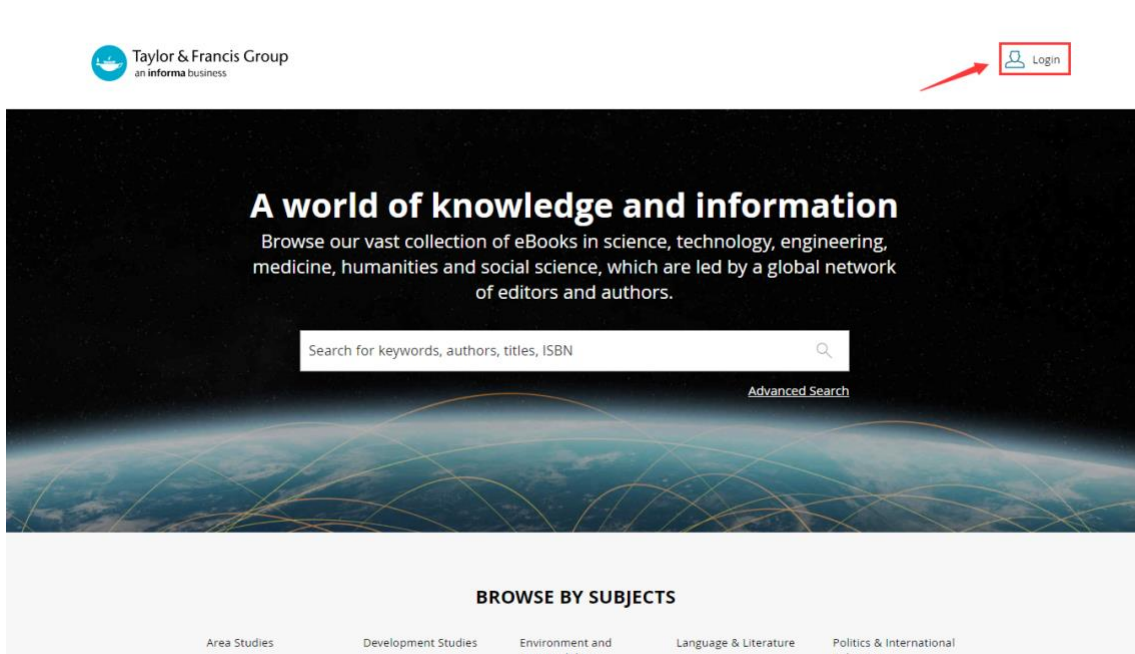


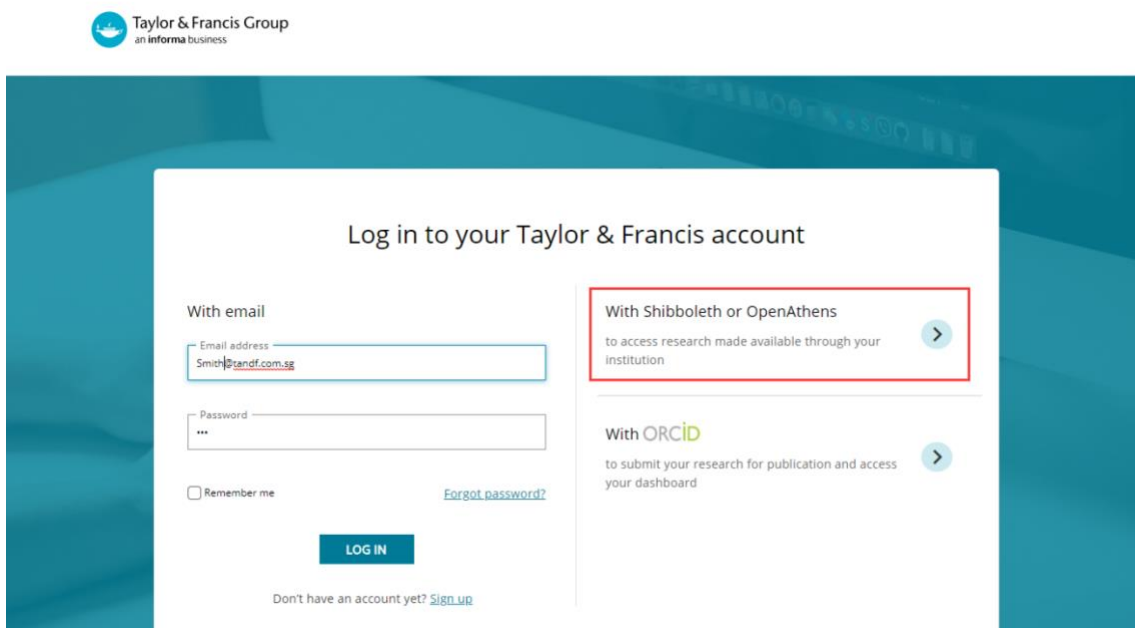
## CARSI 用户资源访问流程 (Taylor & Francis eBooks版)

2020 年 3 月 16 日

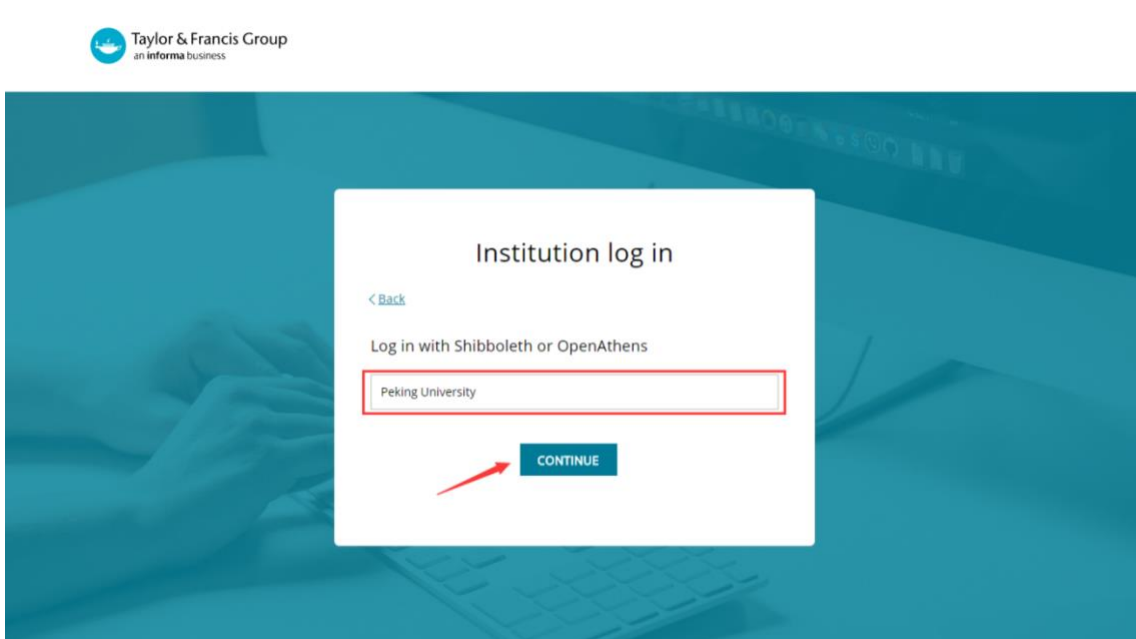
- 1、使用非校园 IP 地址打开浏览器，输入https://www.taylorfrancis.com/，点击网页右上角“Login”进入登录页面。



- 2、在登录页面选择“With Shibboleth or OpenAthens”登录方式。



3、在“Log in with Shibboleth or OpenAthens”输入框中搜索学校英文名称，如：Peking Univeristy”，并点击CONTINUE按钮。

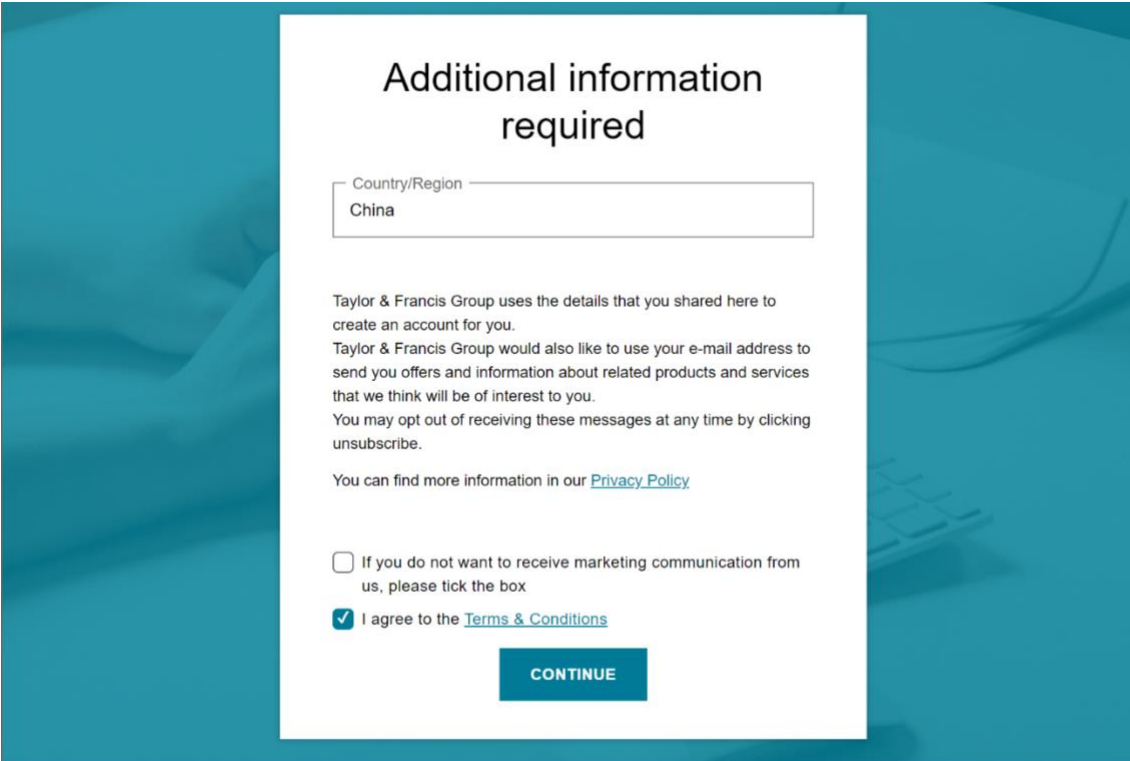


4、进入所选学校的统一身份认证登录界面，如：北京大学统一认证登录界面，输入用户名与口令。



User ID / PKU Email / Cell Phone	
Password	Forgot
<input type="checkbox"/> Remember ID	
Sign In	

5、验证成功后，在弹出页面勾选“I agree to the Terms & Conditions”，并点击 CONTINUE按钮。



**Additional information required**

Country/Region  
China

Taylor & Francis Group uses the details that you shared here to create an account for you.  
Taylor & Francis Group would also like to use your e-mail address to send you offers and information about related products and services that we think will be of interest to you.  
You may opt out of receiving these messages at any time by clicking unsubscribe.

You can find more information in our [Privacy Policy](#)

If you do not want to receive marketing communication from us, please tick the box

I agree to the [Terms & Conditions](#)

**CONTINUE**

6、即可访问Taylor & Francis的电子书资源。

