

## CARSI 用户资源访问指南（Thieme E-Books and E-Journals）

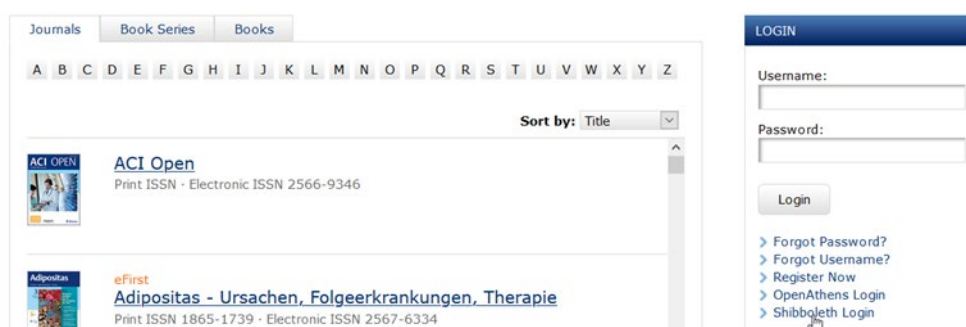
### User Visit Guide

2020 年 10 月

1. Enter the URL into your browser: <https://www.thieme-connect.com/products>

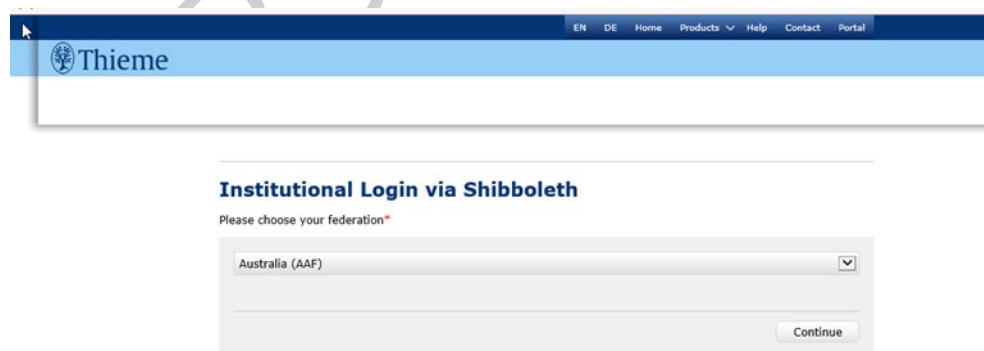
And choose “Shibboleth Login”.

#### Welcome to the Online Books & Journals Platform within Thieme Connect



2. You get

[https://profile.thieme.de/HTML/sso/ejournals/shibboleth.htm?hook\\_url=https://www.thieme-connect.de/products/all/home.html&rdeLocaleAttr=en](https://profile.thieme.de/HTML/sso/ejournals/shibboleth.htm?hook_url=https://www.thieme-connect.de/products/all/home.html&rdeLocaleAttr=en)



3. Choose your Federation (China – CARSI).

### Institutional Login via Shibboleth

Please choose your federation\*



Australia (AAF)
Austria (ACOnet)
China (CARSI)
Czech Republic (CESNET)
Germany (DFN-AAI)
Great Britain (UK Federation)
Japan (GakuNin)
Malaysia Federation (SIFULAN)
OpenAthens
Switzerland (SWITCHaai)

4. Press “Continue”.

### Institutional Login via Shibboleth

Please choose your federation\*



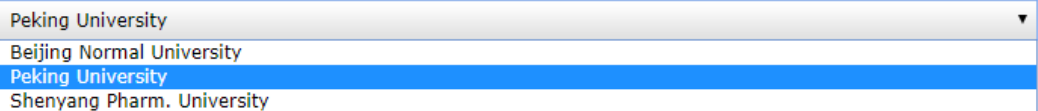
China (CARSI)

Continue

5. Choose your institution and press “Continue” again.

### Institutional Login via Shibboleth

Please select your institution\*



Peking University
Beijing Normal University
Peking University
Shenyang Pharm. University

Continue

6. You will now be directed to the login page of your institution. For example:



账号登录      扫码登录

学号/职工号/北大邮箱/手机号

密码      忘记密码

记住账号

登录

服务热线: 010-62751023    Email: its@pku.edu.cn    © 北京大学计算中心

7. Please enter the login credential that you have received from your institution for this purpose.
8. You will now be directed to the product page, you will find your organization of licensed access on this page. Complete.

## Welcome to the Online Books & Journals Platform within Thieme Connect

You are using the licensed access of **Peking University Health Science Center**

Your contact: [Xu Su](#)