

Use your organization ID to access OSA Publishing publications.

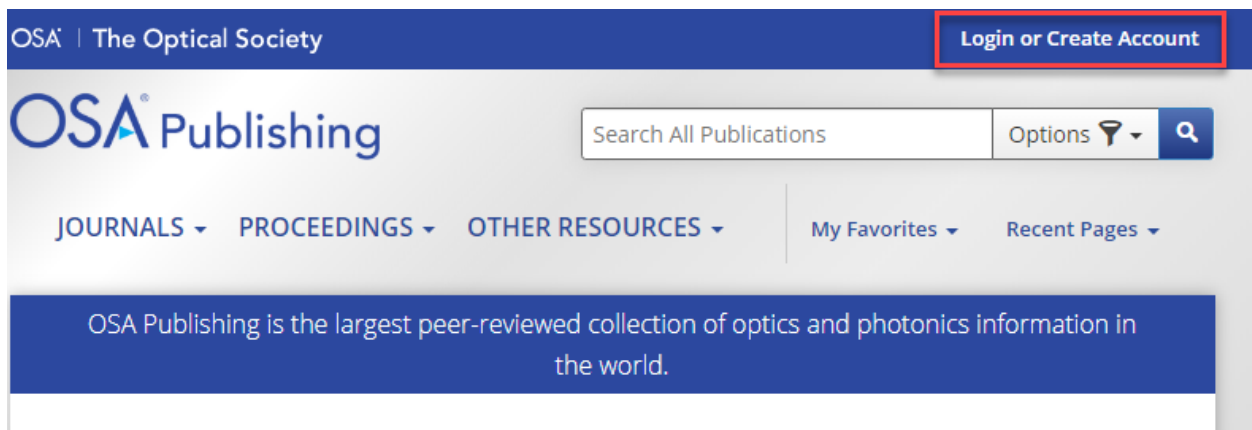
使用您自己单位的个人用户名登录 OSA Publishing 出版物

Step 1. Visit <https://osapublishing.osa.org>

步骤 1 · 打开浏览器 · 输入网址 <http://www.osapublishing.org/>

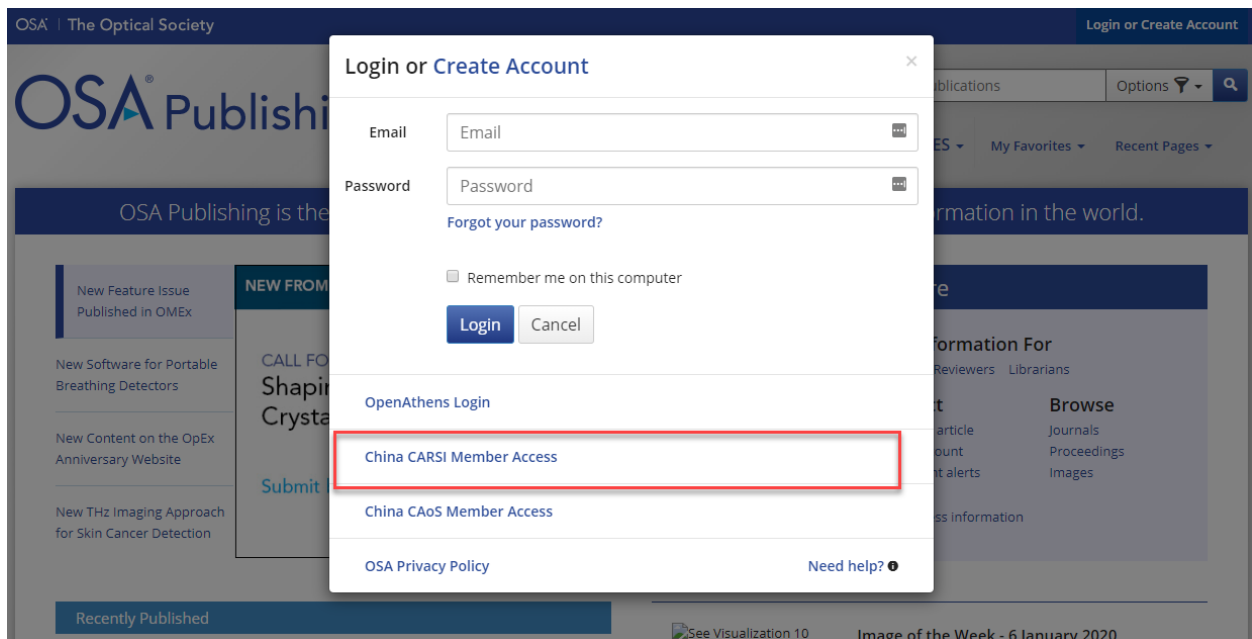
Step 2. Choose “Login or Create Account” at the top of the page.

步骤 2 · 在页面上端点击“Login or Create Account”。



Step 3. Choose “China CARSI Member Access”.

步骤 3 · 点击 “China CARSI Member Access”。

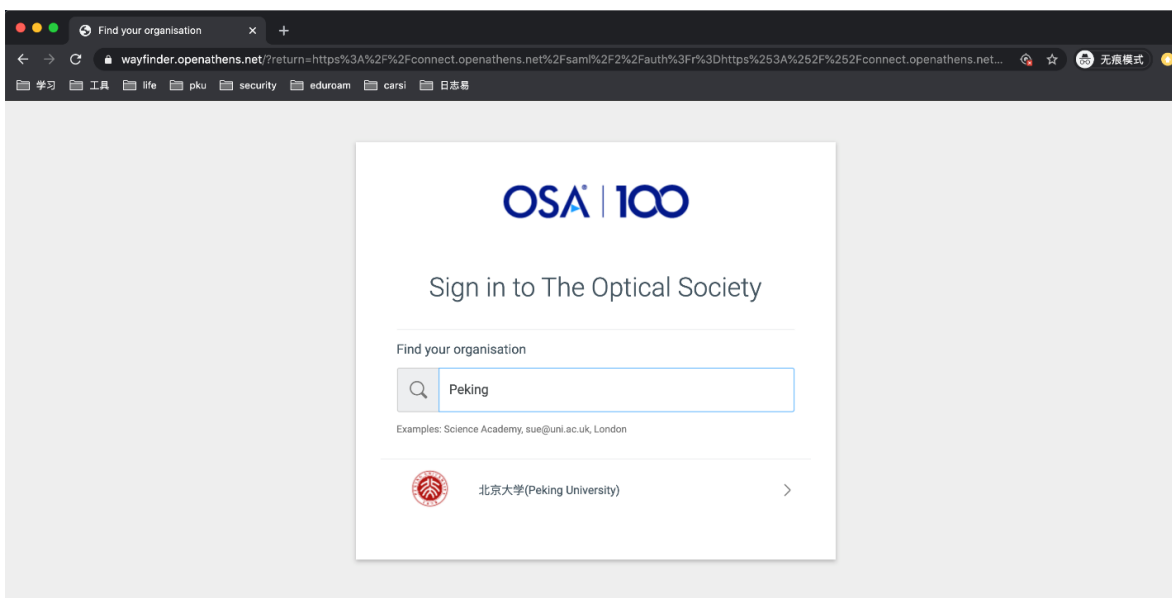


Step 4. Find your organization by entering the name of your organization into the search box.

步骤 4 · 输入您单位的名称来寻找您的单位。

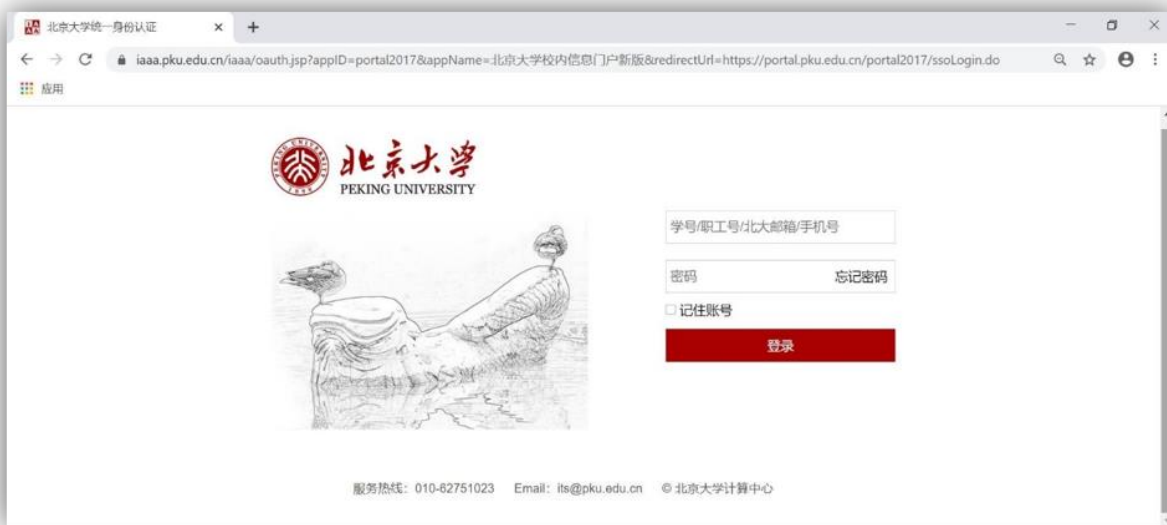
Step 5. The matching options will appear as you type. Select your organization from the result list.

步骤 5 · 在您输入字符时会出现对应的单位名称。从选单中选择您的单位。



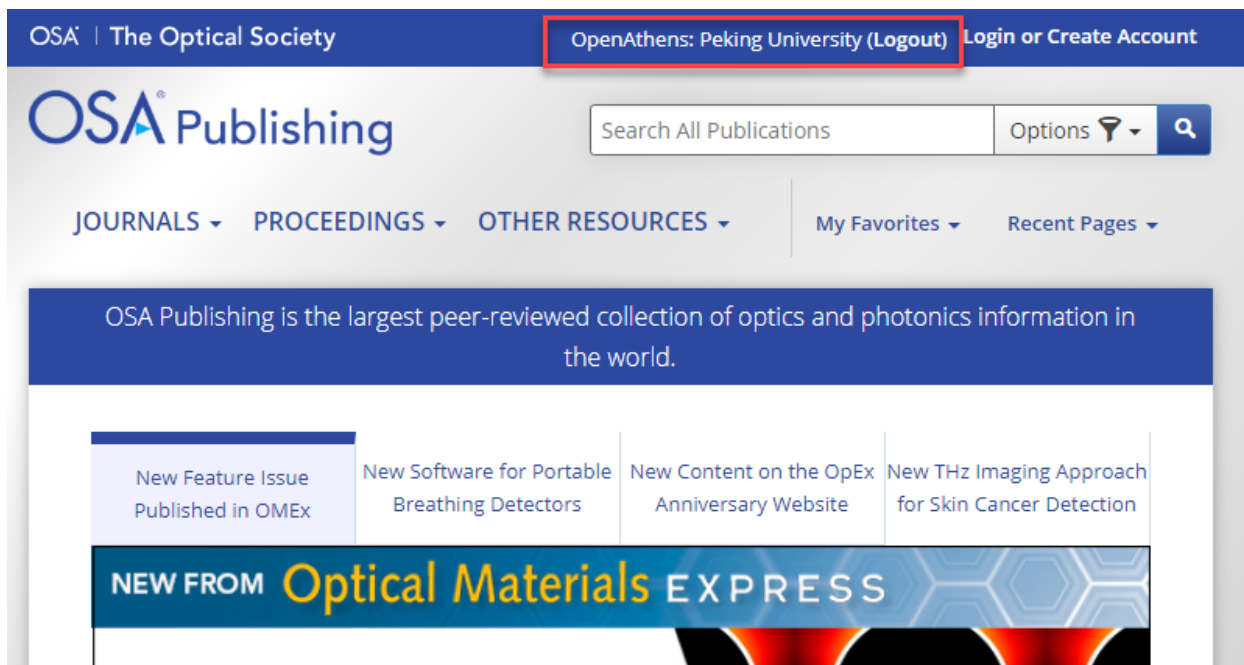
6. Once you find your organization, complete the sign-in process for your organization.

步骤 6 · 使用您自己单位的个人用户名来完成登录。



7. Then you will be redirected back to OSA Publishing and should have access to journal articles and conference proceedings.

步骤 7 · 您将被重新导向 OSA Publishing · 并且获得权限读取期刊文章和会议记录。



If you are still unable to access after logging in, please contact your school librarian. If they need to follow up with OSA about establishing access, please direct them to contact OSA Publishing's Library Sales team at elec@osa.org.

如果登录后仍然无法获得权限，请联系学校的图书管理员。如需要跟进有关建立访问权的事宜，请引导他们通过电子邮件 elec@osa.org 与 OSA Publishing 的团队联系。