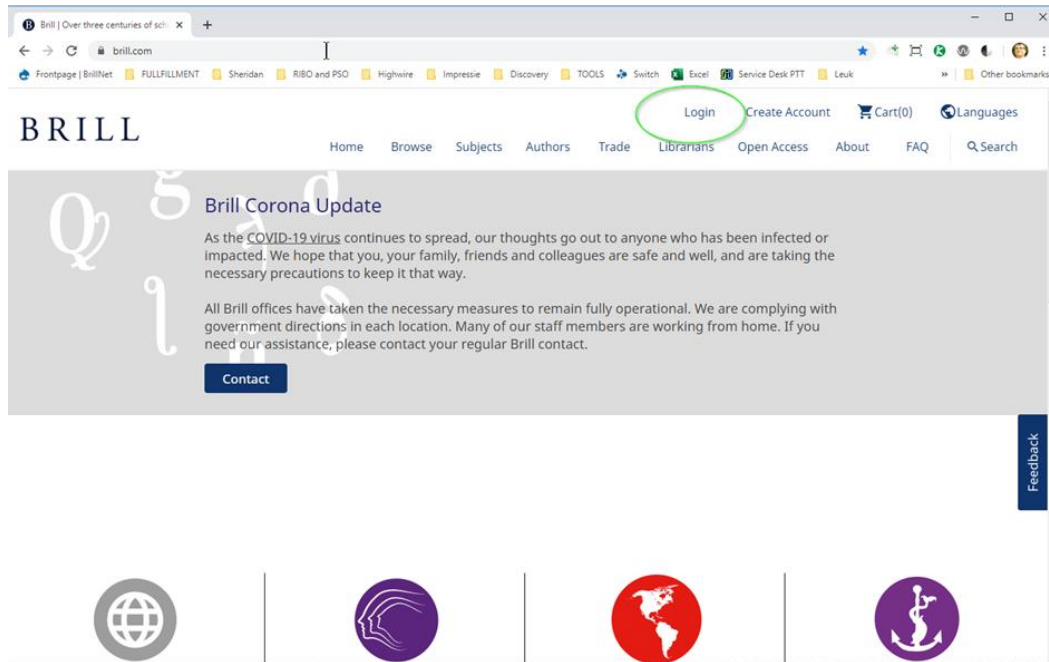


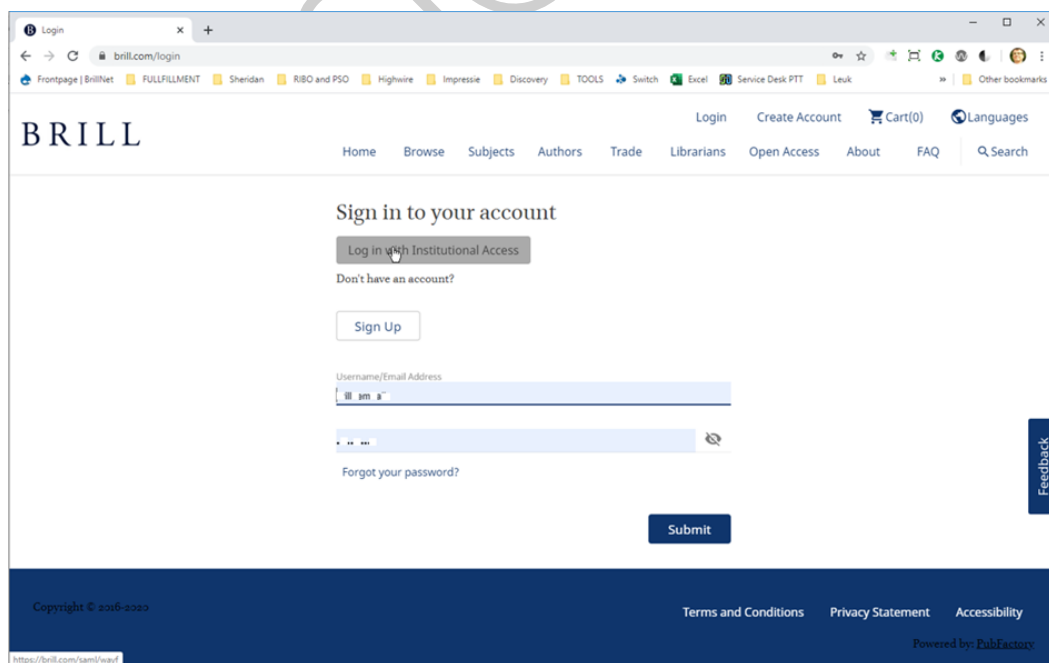
CARS 用户资源访问流程 (Brill 电子书刊平台版)

2020 年 4 月 7 日

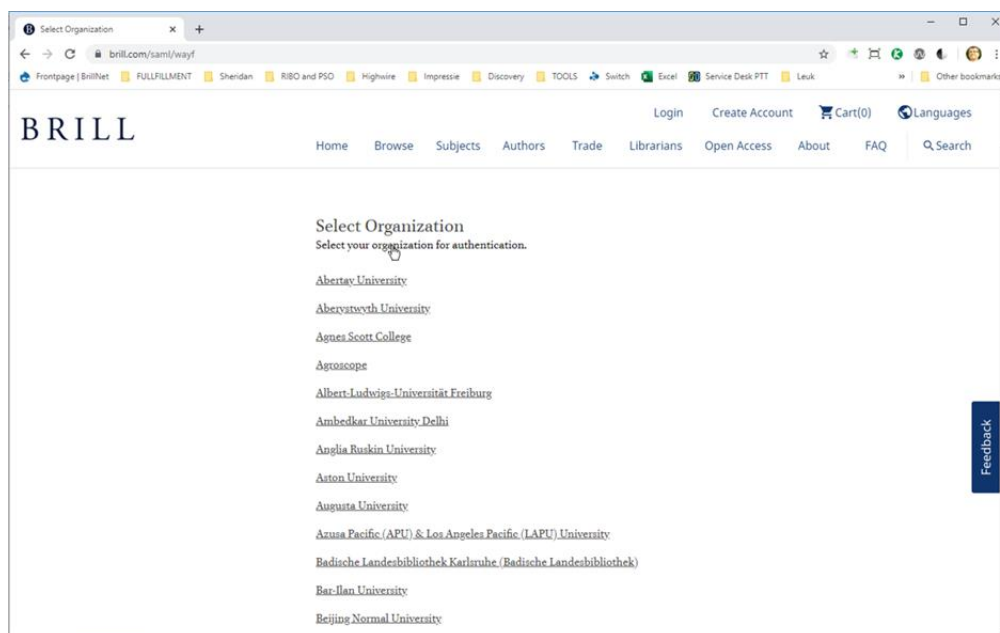
1. 在地址栏输入 www.brill.com, 点击 Login



2. 点击“Log in with Institutional Access”选项



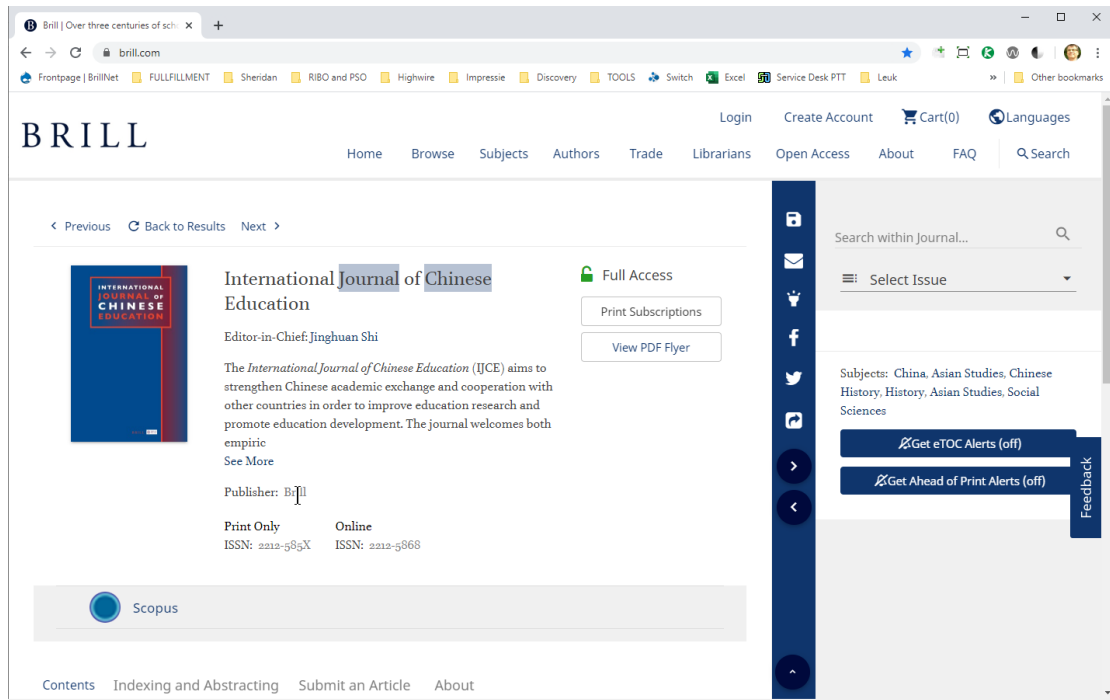
3. 选择您的学校名称



4. 以学校图书馆的账密登录



5. 登录后可以访问学校图书馆的已购资源



The screenshot displays the Brill website interface for the journal 'International Journal of Chinese Education'. The page features a navigation bar with 'BRILL' and links for 'Home', 'Browse', 'Subjects', 'Authors', 'Trade', 'Librarians', 'Open Access', 'About', and 'FAQ'. A search bar is located in the top right corner. The main content area includes a journal cover image, the title 'International Journal of Chinese Education', and a 'Full Access' badge. Below the title, there is a description of the journal's mission and its editor-in-chief, Jinghuan Shi. The publisher is identified as Brill, and the ISSN numbers for print and online editions are provided. A 'Scopus' logo is visible at the bottom left of the journal information section. On the right side, there is a sidebar with a search bar, a 'Select Issue' dropdown, and social media links. A vertical navigation bar on the far right contains icons for home, search, and other functions.